



Customer Quotation

Prepared For:
CLARINDA COMMUNITY SCHOOLS
423 EAST NODAWAY
CLARINDA, IA 51632

Prepared By :
STEVE KREINBRING
TRUCK CENTER COMPANIES
OMAHA, NE 68138

Quote Number:
384303

Quote Date:
1/24/2022

Customer Order No:
Clarinda MFSAB

Model Profile: Saf-T-Liner HDX 141YS

Product Type:	ACTIVITY
Year:	2022
Chassis Model:	HDX
Chassis MFG:	THOMAS
GVWR:	GVWR
Passenger Capacity:	78
Headroom:	78
Wheelbase:	277
Brake Type:	AIR
Engine Type:	CUMMINS B6.7 280 DIESEL, 6 Cyl, 280 HP, 2500 RPM
Fuel Type:	DIESEL
Fuel Tank Capacity:	100
Transmission Type:	AUTOMATIC
Axle, Front:	14600-lb Capacity
Axle, Rear:	23000-lb Capacity
Tires, Front:	MICHELIN 11R22.5 16(H) PLY XZE2
Tires, Rear:	MICHELIN 11R22.5 16(H) PLY XZE2
Suspension Front:	AIR RIDE
Suspension Rear :	AIR RIDE

Includes the Following Equipment:

BODY

ACCESSORIES

- 1 DRIVER'S STORAGE BOX LOCATED OVER DRIVER'S WINDOW (HDX)
- 1 LUGGAGE COMPARTMENT-THROUGH DELUXE-125"
- 1 SEE-II AIR DAM

CERTIFICATION/SAFETY

- 1 FIRE EXTINGUISHER - 5 LB.
- 1 FIRE EXTINGUISHER MOUNTING BRACKET - FRICTION TYPE
- 1 KIT - FIRST AID, 24 UNIT, COMPLIES WITH IOWA STATE SPECS
- 1 KIT - BODY FLUID CLEAN-UP, COMPLIES WITH IOWA STATE SPEC
- 1 REFLECTORIZED TRIANGLES-(3) ON DRIVER'S COMPARTMENT FLOOR
- 1 CROSSVIEW MIRROR INCLUDED IN REARVIEW MIRROR ASSEMBLY
- 1 ROSCO INTEGRATED STYLE - REMOTE CONTROL HEATED MIRROR
- 1 OMIT STOP SIGNAL
- 1 LABEL - U.S. CERTIFICATION
- 1 MULTI FUNCTIONAL SCHOOL ACTIVITY BUS - MFSAB
- 1 LABEL-GHG CERTIFICATION ENGLISH

DOORS

- 1 RED HANDLE - EMERGENCY DOOR(S)
- 1 PADDING - SIDE EMERGENCY DOOR HEADER, 24"
- 1 AIR DOOR CONTROL WIRED TO IGNITION
- 1 RELOCATE EMERGENCY RELEASE VALVE - FRONT ENTRANCE DOOR
- 1 EXTERIOR DOOR HANDLE
- 1 141Y28_LH-24-S188
- 1 RIGHT SIDE DOOR - NONE
- 1 DOOR HANDLE-LEFT SIDE EMERGENCY DOOR - 24" DOOR OPENING
- 1 24" SIDE EMERGENCY DOOR LS

- 1 VANDALOCK - OUT/OPG ENTRANCE DOOR, EXTERNAL MECHANICAL LOCK
- 1 VANDALOCK - REAR PUSHOUT WINDOW, WITH DAVENPORT SHELF
- 1 STRAP HINGES - SIDE EMERGENCY DOOR, LEFT SIDE (B5155)
- 1 CORROSION RESISTANT SEALER, REAR DOOR
- 1 STEPWELL GUARD (HDX)

ELECTRICAL - BODY

- 1 TWO(2)DEFROSTER FANS MOUNTED OVER CENTER WINDSHIELD
- 1 BACKING ALARM - HEAVY DUTY - 112DB
- 1 GPS - ZONAR SYSTEM, HDX
- 1 PREMIUM SPEAKERS - EIGHT (8)
- 1 RADIO - AM/FM DEA700 DELPHI, TRANSIT W/PAGE
- 1 BREAKERS - MANUAL RESET
- 1 COMPARTMENT LIGHTS(6)-125" THROUGH,DELUXE COMPART
- 1 LED DOME LIGHTS
- 1 LED DRIVER'S DOME LIGHT
- 1 DOME LIGHT SWITCH
- 1 LED FLUSH-MOUNTED EXTERIOR AND STEPWELL LIGHT
- 1 7" LED DIRECTIONAL LIGHTS - FRONT
- 1 LAMPS-STOP/TAIL/DIRECTIONAL AMBER/REVERSE LED
- 1 LAMPS-STOP/TAIL 4"FLUSH-MOUNT LED
- 1 LAMPS-LICENSE PLATE ILLUMINATION LED
- 1 LAMP - LED REAR SIDE SKIRT, TRANSIT
- 1 SIDE DIRECTIONAL-PIN AMBER TURN,CEBTER FRONT WHEEL
- 1 SIDE DIRECTIONAL-PIN AMBER TURN,MIDSHIP
- 1 ENGINE COMPARTMENT LIGHTS - LED TAIL/HAZARD
- 1 STROBE LGT(S) OPERATIONS W/IGNITION&SWITCH
- 1 OMIT WARNING LIGHTS SYSTEM
- 1 MARKER/ID LAMPS - LED PIN TYPE
- 1 MID-MARKER LAMPS - LED PIN TYPE
- 1 STROBE LIGHT CLEAR, CENTERED ON REAR HOOD
- 1 REFLECTORS FRONT
- 1 RECEPTACLE - FRONT, ENGINE HEATER (HDX)
- 1 SWITCH - ENTRANCE DOOR, THREE POSITION
- 1 NOISE SUPPRESSION SWITCH
- 1 STATIC VENT FRONT - TRANSIT, STANDARD
- 1 BATTERY HOLD DOWN BRACKET - STANDARD 3 BATTERY
- 1 BATTERY BOX - STANDARD

EXTERIOR

- 1 PUSH-BUTTON LATCHES - REAR ENGINE COMPARTMENT DOOR (SC 2000)
- 1 THUMB LATCH - FUEL FILLER DOOR
- 1 20 GAUGE SMOOTH SIDE SHEETS
- 1 BRACKET - MOUNTING, LICENSE PLATE, FRONT
- 1 MUD FLAPS - FRONT, RUBBER, 15"W WITH LOGO
- 1 REAR RUBBER MUD FLAPS 22.5W W/LOGO
- 1 FENDERETTES - FOUR (4)

HVAC

- 1 HEATER 15,000 BTU - DRIVER'S COMPARTMENT
- 1 CONSTANT TORQUE CLAMPS - STANDARD HEATER
- 1 HEATER SHUT-OFF VALVES - BALL TYPE - ENGINE COMPARTMENT
- 1 SILICONE HEATER HOSE - FRONT CENTER HEATER
- 1 84,000 BTU HEATER - 4TH SECTION LEFT SIDE
- 1 84,000 BTU HEATER - 13TH SECTION LEFT SIDE
- 1 SERIES HEATER CONNECTION - REAR HEATERS TWO(2)
- 1 PLUMBING AT SIDE DOOR WITH PLYWOOD FLOOR
- 1 CONSTANT TORQUE CLAMPS - TWO (2) REAR UNDERSEAT HEATERS
- 1 CONDENSER STACKING KIT - CM3

INTERIOR

- 1 BLACK KORSEAL STEP TREADS - OUTWARD OPENING ENTRANCE DOOR
- 1 DARK GRAY VINYL FLOOR WITH 13" CENTER AISLE
- 1 PLYWOOD FLOOR - 5/8" THICKNESS
- 1 MIRROR - INTERIOR 6" X 30" CAMERA - LEVER LOCK
- 1 78" HEADROOM
- 1 SPECIAL URETHANE FOAM INSULATION
- 1 POLYESTER INSULATION - RAFTER CAVITIES

- 1 ACOUSTIC HEADLINING - COMPLETE WITH POLYESTER INSULATION
- 1 PADDED RAILS - BLACK FIRE BLOCK UPHOLSTERY
- 1 ASSIST RAIL - EXTRA, OUTWARD OPENING ENTRANCE DOOR

PAINT/LETTERING

- 1 DECAL-UNITED AUTO WORKERS
- 1 PAINT STANDARD SASH FLAT BLACK
- 5 LABEL - EMERGENCY EXIT, 2" BLACK, SIDE PUSHOUT WINDOW
- 1 LABEL - EMERGENCY DOOR, 2" BLACK, LEFT SIDE DOOR
- 1 LABEL - EMERGENCY EXIT, 2" BLACK, REAR PUSHOUT WINDOW
- 1 DELETE BLACK EYES
- 1 LETTERING IOWA
- 1 LABEL-APPROVED FUEL INSTRUCTIONS
- 1 LABEL - DIESEL EXHAUST FLUID (DEF) - ENGLISH
- 1 BATTERY BOX LETTERING
- 5 WHITE REFLEXITE-PERIMETER OF PUSHOUT SASH 28.5" HIGH SASH)
- 1 WHITE REFLEXITE - PERIMETER OF EMERG DOOR, 24" W (78" HR)
- 1 WHITE REFLEXITE - PERIMETER OF REAR PUSHOUT WINDOW
- 1 WHITE REFL-PERIMETER OF DBL SLIDING P/O SASH(28.5"HI TRANST)
- 1 REFLECTIVE TAPE-ROOF HATCH WHITE(2)
- 10 LETTERING - 2" HIGH
- 1 ARROW-EXT LS EMERG DR BLACK
- 1 ENTRANCE DOOR STEPWELL
- 1 PAINT-EXT WDO AREA SAME AS BODY
- 1 PAINT-EXT GRD RAIL @ WDO SAME AS BODY
- 1 PAINT-EXT GRD RAIL @ SEAT SAME AS BODY
- 1 PAINT-EXT GRD RAIL @ FLOOR SAME AS BODY
- 1 PAINT-EXT GRD RAIL @ SKRT BLACK
- 1 PAINT-EXT BUMPERS FRT/RR BLACK
- 1 PAINT-SOLID COLOR **BRIGHT RED**

SEATS

- 1 SEAT BELT CUTTER - TIE TECH
- 1 SEAT BELT - DRIVERS SEAT
- 1 BARRIER STORAGE POUCH, LEFT SIDE BEHIND DRIVER
- 1 KICK PLATE/MODESTY PANEL-39"VERT, WALL-MTD BARRIER,RT SIDE
- 1 KICK PLATE/MODESTY PANEL-39"VERT, WALL-MTD BARRIER,LT SIDE
- 1 39" BARR-VERT,WALL MT 45"H RS 2009
- 1 39"8DEG BARR-REV. WALL-MT 45"H 2009
- 2 PROFORM EDO GRAY UPHOLSTERY-45"HIGH RECESSED BARRIER
- 1 BACK-NATIONAL DRV'S SEAT
- 1 ARMREST NATIONAL DRVR'S ST. BOTH SIDES
- 1 UPH DR.ST.FABRIC BLK NATIONAL
- 1 PEDESTAL-NATIONAL AIR W/2 SHOCKS
- 1 COVER PEDASTAL NATIONAL NONE
- 1 SLIDE STOP NATIONAL DR.ST. NONE
- 1 RETAINER NATIONAL DR.ST.BELT
- 1 POUCH-DR.ST.STORAGE NONE
- 1 RISER-DRIVERS SEAT, NATIONAL NONE
- 1 Haptics-Not Present
- 25 FIREBLOCK GREY UPHOLSTERY - S3C PASSENGER SEAT
- 1 FIREBLOCK GREY UPH - S3C DAVENPORT
- 1 S3C 39"LS 2-PASSENGER FLIP FLOOR MOUNT W/SHOULDER/LAP BELTS
- 11 S3C 39"LS FLEXIBLE 3/2 WALL MOUNT
- 1 S3C 39"LS FLEXIBLE 3/2 FLOOR MOUNT
- 12 S3C 39"RS 3/2 FLEXIBLE WALL MOUNT
- 1 S3C 39"/39" DAVENPORT WITH 3-POINT BELTS
- 21 S3C WALL MOUNT HARDWARE - TRANSIT
- 1 S3C FLOOR MOUNT HARDWARE - TRANSIT
- 1 S3C FLIP SEAT HARDWARE - TRANSIT

WINDOWS/GLASS

- 1 TINTED TEMPERED GLASS - COMPLETE
- 1 TINTED WINDSHIELD WITH 5" BAND FOR MVP-ER, ER TRANSIT
- 2 TINTED TEMPERED PUSHOUT-LEFT SIDE,VERTICAL HINGE
- 3 TINTED TEMPERED PUSHOUT-RIGHT SIDE,VERTICAL HINGE

- 1 STORM GLASS (TEMP)-DRIVER'S WINDOW, BLACK FINISH WIND FRAME
- 1 THERMOPANE GLASS - UPPER, LAMINATED GLASS - LOWER, O/O ENT
- 1 TINT TEMP GLASS-COMP (28.5")
- 2 TINT TEMP GLASS-COMP(28.5")+10
- 1 TINT TEMP GLASS-COMP(28.5")-10
- 1 WINDOW STOPS (12")

OTHER

- 1 POWER OUTLET - (2) USB TYPE D
- 1 HATCH-RF ESC SPEC ADVANTAGE H1976-025-111 ENGLISH GRAY (2)
- 1 MCC AC-10W523 120,000 BTU SYSTEM - GEN V FREE BLOW- ROOF MOUNT COMPRESSORS
- 1 LUMINATED SIGN "ACTIVITY BUS"

CHASSIS

AXLES AND SUSPENSIONS

- 1 DET FRONT AXLE - 14,600 LB. VERSUS STANDARD
- 1 AXLE - REAR, DANA 22060S, 5.29 RATIO
- 1 SYNTHETIC LUBE STD W/AXLE
- 1 SYNTHETIC LUBE STANDARD W/FRONT AXLE
- 1 KNEELING FEATURE - FRONT AIR SUSPENSION (HDX)
- 1 NEWAY FRONT AIR SUSPENSION
- 1 HENDRICKSON "COMFORT AIR" SINGLE AXLE AIR SUSPENSION-23K AXL

BRAKES

- 1 ANTILOCK BRAKES - MERITOR/WABCO (HDX)
- 1 ELECTRONIC STABILITY CONTROL - HDX
- 1 DUST SHIELDS - 8 5/8" REAR BRAKES FOR AIR BRAKES - MERITOR
- 1 PARKING BRAKE INTERLOCK

CHASSIS EQUIPMENT

- 1 SCHRAEDER VALVE LOCATED IN ENGINE COMPARTMENT (5,K)
- 1 AUTO AIR TANK DRAIN HEATED (1) - HDX
- 1 SILICONE HOSES & CONSTANT TORQUE HOSE CLAMPS - HDX
- 1 100 GALLON FUEL TANK, BETWEEN THE RAILS, RIGHT HAND FILL
- 1 CHASSIS FRAME RAIL - HIGH STRENGTH (110KSI) HDX (277"WB)
- 1 TOW HOOKS, FRONT - TWO (2)

ELECTRICAL - CHASSIS

- 1 TRIPLE 12-VOLT GROUP 31 BATTERIES - HDX
- 1 CIRCUIT BREAKERS-MANUAL RESET - HDX
- 1 CHASSIS CIRCUIT PROTECTION - 24" FROM BATTERY BANK
- 1 SOLID STATE ELECTRONIC FLASHER FOR HAZARD LIGHTS
- 1 HEADLIGHTS IGNITION ACTIVATION
- 1 LED LIGHT WIRING-SKIRT, REAR OF REAR WHEEL

ENGINE AND EQUIPMENT

- 1 AIR DRYER - BENDIX AD9 WITH HEATER - HDX
- 1 EXHAUST BRAKE NONE
- 1 CRUISE CONTROL - HDX (CUM ISB)
- 1 VEHICLE SPEED LIMITING(75 MILES PER HOUR SETTING)
- 1 FUEL/WATER SEPARATOR WITH HEATER AND PUMP-CUMMINS ISB
- 1 COOLANT RECOVERY BOTTLE - HDX
- 1 45' BLOCK HEATER ELECTRIC CORD - FRONT/REAR RECEPTACLE
- 1 BLOCK HEATER - HDX (CUM ISB)
- 1 WATER FILTER - HDX (CUMMINS ISB)
- 1 CUMMINS B6.7-280 ENGINE (HDX) 2013 EPA
- 1 CHASSIS A/C KIT - DUAL, 320 AMP - CUMMINS ISB (HDX)
- 1 MULTI-FUNCTION GAUGE-REAR PANEL HDX

TRANSMISSION AND EQUIPMENT

- 1 BODY ADJUSTMENT - ALLISON 2500 PTS SERIES TRANSMISSION (HDX)
- 1 ALLISON 2500 PTS TRANSMISSION - CUMMINS ISB-280 (HDX) 2013
- 1 ALLISON FUEL SENSE - NONE

WHEELS AND TIRES

- 6 MICHELIN 11R22.5 16(H) PLY XZE2
- 1 HUB-PILOTED WHEEL EQUIPMENT - 23K (HDX)
- 6 DISC WHEEL - ACCU-LITE MACINCHED ALUMINUM (HUB PLT)8.25X22.5

Standard Equipment - Body:

Accessory Switch	50 amp relay circuit board
Assist Rail	Stainless steel step assist rail at entrance door, left side* * Other types optional
Battery Box	Skirt mounted with slide-out tray* *14" high x 25" wide x 16" deep *located left side, rear of rear wheelhouse * Other types optional
Body Panels	Exterior - 20-gauge* Interior - 22-gauge Galvalume from belt line to seat rail * Other types optional
Bumpers	Front and rear - 3/16" thick x 9 3/4" high
Circuit Protectors	Fuses
Color	Exterior - high solids polyurethane Interior - high-baked enamel with flat black trim
Driver's Seat Belt	3-point lap/shoulder belt, black, 175" belt with push-button buckle
Electrical	*Access Covers-Main body wiring harness is easily accessible by removing molded covers sash and the vertical post at the rear of the driver's window. *Accessory Switch-One 50 amp relay circuit board activated by the ignition switch on the chassis. -With the ignition switch on, the relays are activated which allows electrical current to pass through to the body accessories and thereby reduces the amp load on the ignition switch. -With the ignition off, the relays are inactive and no current is allowed to pass. *Circuit Protectors-Fuses *Exterior Electrical/Access Door-Provides easy access to body circuit boards, fuses, relays, and switches -Located below driver's window -Includes flush-ounted, push-button latch with lock *Power Distribution-Through printed circuit technology with LED diagnostic capability. -Located in lockable side electrical compartment below driver's window *Switches-Rocker type, easily serviced *Wiring-Crosslink polyethylene SAE J1128 -All wires passing through metal openings are protected by a grommet -All wiring is color coded and numbered
Emergency Door	Located left side with slide bar lock and buzzer signal.* Includes 4" header pad upholstered with Proform fire block material. * Other types optional
Emergency Window	Located rear with single release handle. Includes 4" header pad upholstered with Proform fire block material.
Entrance Door	Air operated with both leaves opening outward. Includes 4" header pad upholstered with Proform fire block material.
Floor	14 gauge Galvalume
Floor Covering	1/8" smooth rubber with 3/16" ribbed aisle. Steps ribbed with white nosing
Fuel Tank Opening	Exterior - hinged door with latch Interior - access plate in floor for servicing
Guard Rails	One 4 1/4" applied below windows One 4 1/4" applied at seat cushion level One 4 1/4" applied at floor level One 4 1/4" applied at skirt bottom Two 2 15/16" applied at roof extending length of passenger compartment
Heater	90,000 BTU defroster/heater with air management system located center front. Includes booster pump located in engine compartment. Fan motor, heater core, and filter on slide out trays which are serviceable from the front exterior access panel.
Insulation	2" thick thermalbonded polyester fiber insulation in headlining, side, rear and front cowl. R-value 6 (nominal). Galvalume enclosing thermalbonded fiber insulation in engine compartment area. Interior davenport seat and shelf covered with 1/2" sound deadener and insulation.
Interior Mirror	6" x 30" * Other types optional
Lettering	Vinyl block style letters
Lights	Back-up - two (2) with clear lens Cluster Three (3) amber dual bulb light mounted on upper front body hood. Three (3) red dual bulb light mounted on upper rear body hood Directional* Front - two (2) recessed 7" round plain amber Side - two (2) plain amber Rear - two (2) 7" round plain amber Dome - ten (6) minimum Engine Compartment (Interior) - two (2) with protective lens Headlights - Halogen dual sealed beam recessed. Amber "Day Time" Running lights. Marker - two (2) front corners, rear corners and amidship side roof (dual bulb) Stepwell - quantity one (1) Stop/Tail - 7" plain red dual element and 4" plain red mounted one (1) left and one (1) right* * Other types optional
Reflectors	Eight (8) round, three (3) each side and two (2) rear
Rustproofing	Primer applied to both sides of all painted steel panels prior to assembly
Safety Switch	Located in the engine compartment and activated when rear engine door is open to prevent the driver from starting the engine when door is open
Service Access Panels	Three (3) piece composite access panel located beneath windshield providing access to front heater system, wiper motors, air brake plumbing, washer bottle, horns, electrical connections and steering shaft. Exterior electrical access panel located below driver's window for servicing the body electrical system. Interior electrical access panel located on the right side of dash for servicing the chassis electrical system.
Stepwell	Three (3) steps
Storage	Compartment located over windshield with quick-release latches
Sun Visor	6" x 30" mounted to windshield header* * Other types optional
Switch Panel	Mounted left of driver with switches for electrical equipment with LED back-lighting
Undercoating	Floor, skirts and wheelhouses
Ventilator	Fresh air vent intake for driver's feet area Static exhaust located in roof
Windows	Driver's - tempered glass with double sliding aluminum sash with latch Side - tempered glass with split aluminum sash* * Other types optional
Windshield	2-piece continuous curved tinted safety plate laminated glass Two (2) assist handles: one (1) mounted above center of each glass
Windshield Washer	One (1) gallon capacity
Windshield Wipers	Parallelogram wet arm type, 2-speed
Wiring Harness	Main body harness is color coded and numbered

**DEALER ADD On's
EQUIPMENT**

- ARMOR BUMPERS
- 1 REI HD5-1200W-500GB HHD

WARANNTY
BASE: ONE YEAR
ENGINE: FIVE YEAR/100,000 MILE
TRANSMISION: 5 YEAR/UNLIMITED MILE
AXLES: FIVE YEAR/UNLIMITED MILE
VENDOR SUPPLIED: ONE, TWO, and FIVE YEAR

Meets all FMVSS requirements in effect at the time of manufacture.

Total for 1 complete unit(s): \$155,860
Delivery Cost: INCLUDED

Terms and Conditions:
Quote Expires: 02/28/2022

Customer Signature: _____ Date: _____

Dealer Signature: _____ Date: _____

AttachedDetail

CLARINDA COMMUNITY SCHOOL DISTRICT
2022-2023 SCHOOL BUS BID SPECIFICATIONS
MFSAB TRANSIT RE BODY STYLE SCHOOL BUS
84 PASSENGER BODY SIZE WITH 78 PASSENGER SEAT PLAN

	COMPLIANCE YES or NO
1 273" WHEEL BASE	YES
2 CUMMINS ISB 280 HP DIESEL ENGINE WITH 5 YEAR WARRANTY	YES
3 ALLISON PTS2500 TRANSMISSION, 5YR WARRANTY	YES
4 TILT & TELESCOPING POWER STEERING	YES
5 AIR BRAKES - INCLUDE DUST SHIELDS	YES
6 11R22.5 ALL (6) MICHELIN XZE2 LRH TIRES	YES
7 HUB PILOTED RIMS (10 HOLE DISC 8.25" x 22.5")	YES
8 14600# FRONT AXLE MINIMUM	YES
9 FRONT AIR RIDE SUSPENSION MINIMUM	YES
10 23,000# REAR AXLE MINIMUM	YES
11 REAR AIR RIDE SUSPENSION MINIMUM	YES
12 350 AMP ALTERNATOR MINIMUM w/ AC PKG	320
13 ALUMINUM RIMS (6) TOTAL	YES
14 A.R.M.O.R. COATED BUMPERS	YES
15 750 WATT BLOCK HEATER MINIMUM	YES
16 ELECTRONIC THROTTLE & CRUISE CONTROL	YES
17 (3) GROUP 31 BATTERIES 700 CCA ea (2100 CCA TOTAL)	YES
18 BATTERY DISCONNECT SWITCH	YES
19 AMMETER AND VOLTMETER	YES
20 ELECTRONIC STABILITY CONTROL	YES
21 (2) FRONT TOW HOOKS & (2) REAR TOW HOOKS	YES
22 100 GALLON FUEL TANK MOUNTED BETWEEN FRAME RAILS	YES
23 5/8" TREATED PLYWOOD FLOOR SCREWED DOWN	YES
24 77" HEAD ROOM MINIMUM	YES

25 MINERAL WOOL INSULATION: 2"	<u>POLYESTER</u>
26 MUD FLAPS IN FRONT & REAR	<u>YES</u>
27 DRIVER SEAT: AIR RIDE, HI-BACK SEAT RH SIDE FOLDING ARMREST	<u>YES</u>
28 BELTED SEATS	<u>YES</u>
29 BURGUNDY HD FIREBLOCKER SEAT COVERS	GRAY, <u>BLUE, GREEN, BROWN</u>
30 GRAY RUBBER FLOORING	<u>YES</u>
31 UNDERCOATING: COMPLETE UNDER BODY	<u>YES</u>
32 VANDAL LOCKS, FRONT & REAR	<u>YES</u>
33 2 SPHEROS ROOF HATCHES	<u>SPECIALTY</u>
34 PUSH OUT WINDOWS TO MEET STATE CODE	<u>YES</u>
35 ACOUSTIC CEILING TO RUN FULL LENGTH OF BUS	<u>YES</u>
36 INTERMITTENT WINDSHIELD WIPERS	<u>YES</u>
37 HIGH PROFILE STROBE LIGHT (4" MINIMUM)	<u>YES</u>
38 RADIO: AM-FM-PA-MP3- USB & 8 SPEAKERS	<u>YES</u>
39 12 VOLT ACCESSORY POWER SOCKET	<u>YES</u>
40 BACK UP ALARM	<u>YES</u>
41 PASS THROUGH LUGGAGE COMPARTMENTS, 122 CU FT MINIMUM	<u>120</u>
42 (2) DOOR SHOCKS ON EACH LUGGAGE DOOR	<u>YES</u>
43 LUGGAGE COMPARTMENT LIGHTS	<u>YES</u>
44 WRITTEN EXPLANATION OF WARRANTY COVERAGE	<u>YES</u>
45 FOUR PRECUT KEYS	<u>YES</u>
46 ROSCO 6x30 DRIVER MIRROR w/ BACKUP CAMERA	<u>YES</u>
47 OPEN SPLIT VIEW (DOUBLE NICKEL) HEATED MIRRORS	<u>YES</u>
48 ROSCO EYE-MAX LED CROSS VIEW MIRRORS	<u>Not LED</u>
49 ENTRANCE DOOR: AIR POWERED WITH 3-POSITION SWITCH	<u>YES</u>
50 STORM GLASS WINDOWS TO MEET IOWA MINIMUM SPECIFICATIONS	<u>YES</u>

51 HEATING SYSTEM:

- 90,000 BTU LH FRONT:
- 12,000 RH FRONT:
- 80,000 LH MID SHIP:
- 80,000 BTU LH REAR:
- HEATER BOOSTER PUMP

YES

YES

YES

YES

YES

52 ALL LETTERING AND NUMBERS TO BE 3M DIAMOND GRADE

Not 3M

53 SEAT SPACING MINIMUM REQUIREMENTS:

- LEFT SIDE: 28.53"
- RIGHT SIDE: 28.46"
- KNEE CLEARANCE LEFT SIDE: 26.03"
- KNEE CLEARANCE RIGHT SIDE: 25.96"
- MUST PROVIDE SEAT PLAN

YES

YES

YES

YES

YES

54 LED LIGHTS REQUIRED:

- LED BRAKE LIGHTS
- LED TAIL LIGHTS
- LED BACK UP LIGHTS
- LED TURN SIGNALS (FRONT/REAR/SIDES)
- LED LICENSE PLATE LAMPS
- LED CLEARANCE LIGHTS
- LED MARKER LIGHTS
- LED BOARDING LIGHT
- LED ENTRANCE STEPS LIGHT
- LED DUAL ROW DOME LIGHTS

YES

YES

YES

YES

YES

YES

YES

YES

YES

YES

55 FIRST LIGHT SAFETY PRODUCTS ILLUMINATED SIGN "ACTIVITY BUS"

YES

56 SEE II AIR FOIL

YES

57 CAMERA REQUIREMENTS:

- REI HD5-1200w-4-500
- REI EVENT MARKER

YES

YES

58 ROOF MOUNT AC CONDENSERS

YES

59 BODY SHALL BE "TARGET RED" WITH BLACK TRIM AND BUMPERS

YES

PRICE INCLUDING DELIVERY: \$155,860

TRADE IN VALUE FOR: N/A

NET PRICE INCLUDING TRADE IN: \$155,860

BIDDER INFORMATION:

COMPANY NAME TRUCK CENTER COMPANIES

STREET ADDRESS 1208 31st AVENUE

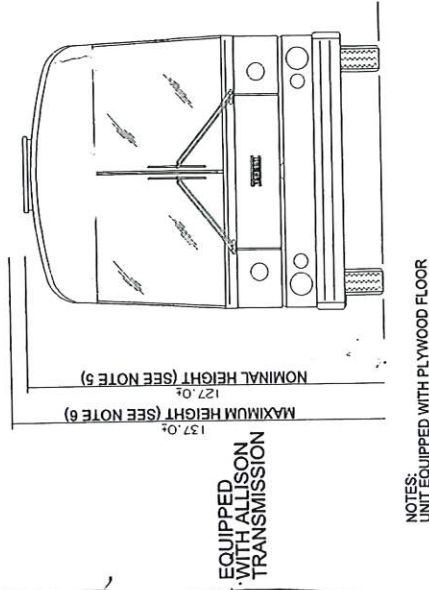
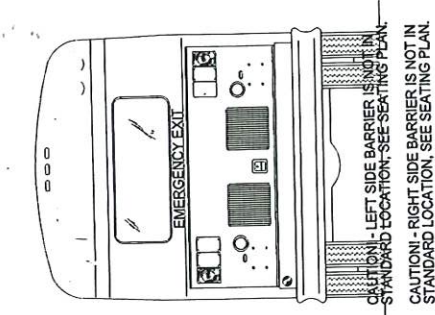
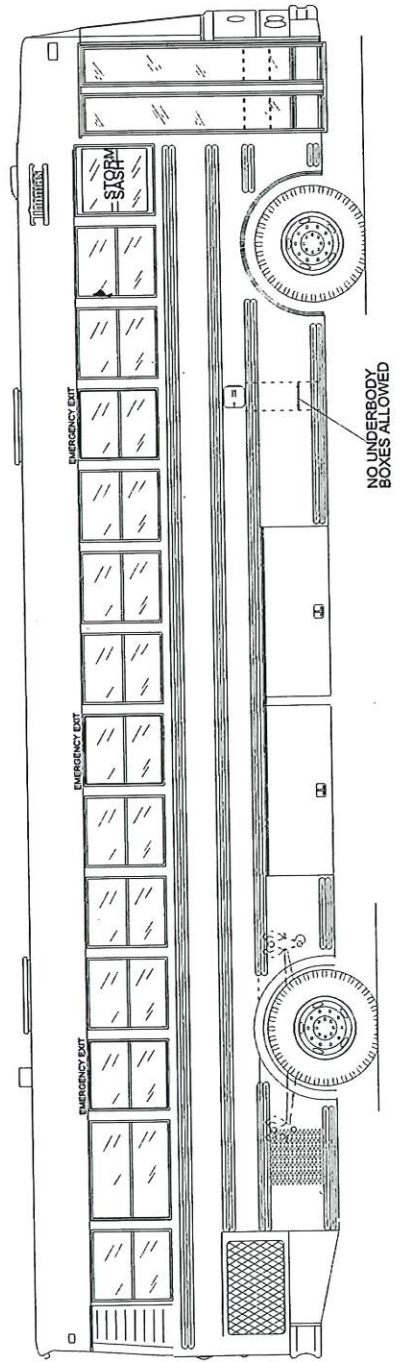
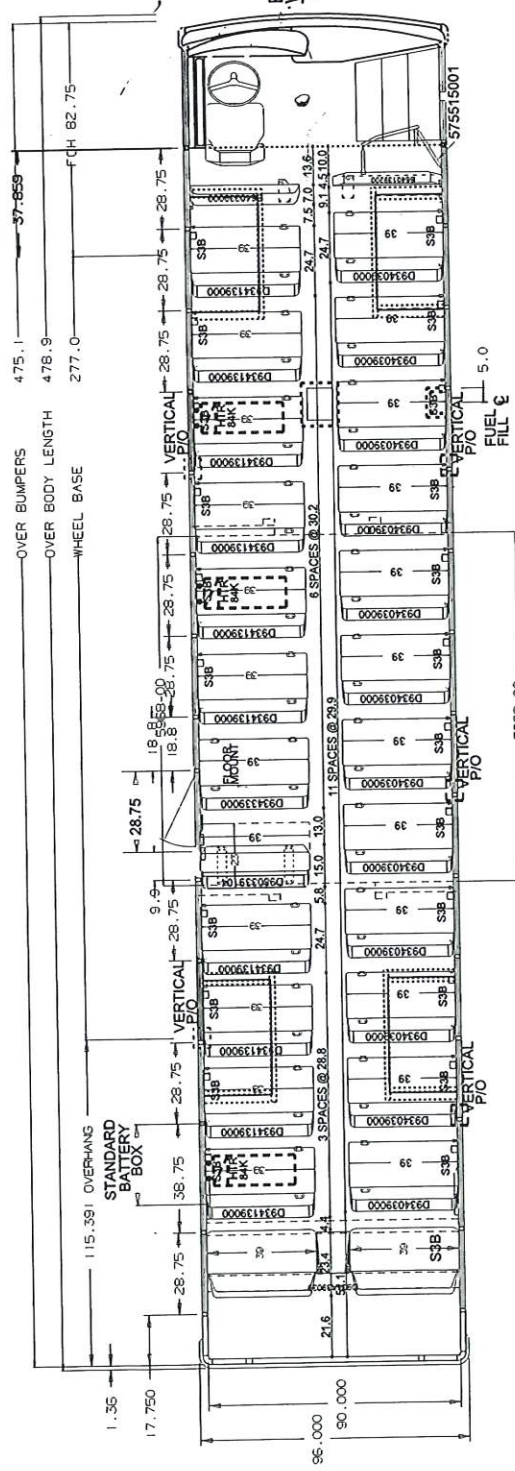
CITY, STATE ZIP COUNCIL BLUFFS, IA 51501

ESTIMATED TIME FOR DELIVERY: 240 DAYS

ADDITIONAL ADD-ON OPTIONS:

PRICE:

ROOF MOUNT AC CONDENSERS AND UPGRADE ALTERNATOR TO 350 AMP INCLUDED



ALL DIMENSIONS ARE
FOR REFERENCE ONLY

GENERAL NOTES

1. SOME ITEMS, SUCH AS CM MIRRORS, ROOF LUGGAGE AND TRUCKS, ARE NOT TO BE CLASSED IN ONE OF THE 10 CATEGORIES.
2. SOME LAWNMOWERS ARE REEDED ONLY AND MAY BE REEDED TOGETHER WITH THE REEDING TRUCKS.
3. PLEASE REFER TO CREDIT IN BOTTOM OF BILL OR BOTTOM OF INVOICE FOR THE CREDIT AMOUNT THAT WILL BE APPLIED TO YOUR ACCOUNT FOR THE CREDIT.
4. IF YOU SUSPECT A CREDIT MAY BE APPLIED, CALL OUR SUSPENSION LINE.
5. THERE IS A MAXIMUM WIDTH AT BELT LINE OVER GUARD.
6. THERE IS A MAXIMUM HEIGHT BASED ON A STANDOFF.
7. THE MAXIMUM BELT HEIGHT IS BASED ON THE BELT OF THE MAXIMUM BELT HEIGHT.
8. THE MAXIMUM BELT HEIGHT IS BASED ON THE BELT OF THE MAXIMUM BELT HEIGHT.
9. LARGEST SUSPENSION RING.
10. LARGEST SUSPENSION RING.
11. LARGEST SUSPENSION RING.
12. LARGEST SUSPENSION RING.
13. LARGEST SUSPENSION RING.
14. LARGEST SUSPENSION RING.
15. LARGEST SUSPENSION RING.
16. LARGEST SUSPENSION RING.
17. LARGEST SUSPENSION RING.
18. LARGEST SUSPENSION RING.
19. LARGEST SUSPENSION RING.
20. LARGEST SUSPENSION RING.
21. LARGEST SUSPENSION RING.
22. LARGEST SUSPENSION RING.
23. LARGEST SUSPENSION RING.
24. LARGEST SUSPENSION RING.
25. LARGEST SUSPENSION RING.
26. LARGEST SUSPENSION RING.
27. LARGEST SUSPENSION RING.
28. LARGEST SUSPENSION RING.
29. LARGEST SUSPENSION RING.
30. LARGEST SUSPENSION RING.
31. LARGEST SUSPENSION RING.
32. LARGEST SUSPENSION RING.
33. LARGEST SUSPENSION RING.
34. LARGEST SUSPENSION RING.
35. LARGEST SUSPENSION RING.
36. LARGEST SUSPENSION RING.
37. LARGEST SUSPENSION RING.
38. LARGEST SUSPENSION RING.
39. LARGEST SUSPENSION RING.
40. LARGEST SUSPENSION RING.
41. LARGEST SUSPENSION RING.
42. LARGEST SUSPENSION RING.
43. LARGEST SUSPENSION RING.
44. LARGEST SUSPENSION RING.
45. LARGEST SUSPENSION RING.
46. LARGEST SUSPENSION RING.
47. LARGEST SUSPENSION RING.
48. LARGEST SUSPENSION RING.
49. LARGEST SUSPENSION RING.
50. LARGEST SUSPENSION RING.
51. LARGEST SUSPENSION RING.
52. LARGEST SUSPENSION RING.
53. LARGEST SUSPENSION RING.
54. LARGEST SUSPENSION RING.
55. LARGEST SUSPENSION RING.
56. LARGEST SUSPENSION RING.
57. LARGEST SUSPENSION RING.
58. LARGEST SUSPENSION RING.
59. LARGEST SUSPENSION RING.
60. LARGEST SUSPENSION RING.
61. LARGEST SUSPENSION RING.
62. LARGEST SUSPENSION RING.
63. LARGEST SUSPENSION RING.
64. LARGEST SUSPENSION RING.
65. LARGEST SUSPENSION RING.
66. LARGEST SUSPENSION RING.
67. LARGEST SUSPENSION RING.
68. LARGEST SUSPENSION RING.
69. LARGEST SUSPENSION RING.
70. LARGEST SUSPENSION RING.
71. LARGEST SUSPENSION RING.
72. LARGEST SUSPENSION RING.
73. LARGEST SUSPENSION RING.
74. LARGEST SUSPENSION RING.
75. LARGEST SUSPENSION RING.
76. LARGEST SUSPENSION RING.
77. LARGEST SUSPENSION RING.
78. LARGEST SUSPENSION RING.
79. LARGEST SUSPENSION RING.
80. LARGEST SUSPENSION RING.
81. LARGEST SUSPENSION RING.
82. LARGEST SUSPENSION RING.
83. LARGEST SUSPENSION RING.
84. LARGEST SUSPENSION RING.
85. LARGEST SUSPENSION RING.
86. LARGEST SUSPENSION RING.
87. LARGEST SUSPENSION RING.
88. LARGEST SUSPENSION RING.
89. LARGEST SUSPENSION RING.
90. LARGEST SUSPENSION RING.
91. LARGEST SUSPENSION RING.
92. LARGEST SUSPENSION RING.
93. LARGEST SUSPENSION RING.
94. LARGEST SUSPENSION RING.
95. LARGEST SUSPENSION RING.
96. LARGEST SUSPENSION RING.
97. LARGEST SUSPENSION RING.
98. LARGEST SUSPENSION RING.
99. LARGEST SUSPENSION RING.
100. LARGEST SUSPENSION RING.

THIS DRAWING AND ALL INFORMATION PROVIDED WITH IT ARE THE PROPERTY OF THOMAS BUILT BUSES, INC. ANY REPRODUCTION OR DISTRIBUTION OF THIS MATERIAL OR ANY PART WITHOUT WRITTEN PERMISSION OF THOMAS BUILT BUSES, INC. IS STRICTLY PROHIBITED. COPYRIGHT THOMAS BUILT BUSES, INC.

THOMAS BUILT BUSES, INC.	HIGH POINT, NC
TITLE PLAN AND ELEVATION	
BODY 141YS	
DRN:10-02-18	BY:T. Dean
SCALE: 3/4"=1'-0"	SIZE 10X6X10
	\$ 750414

SCALE 2/28"=1"'	S/	750414
-----------------	----	--------