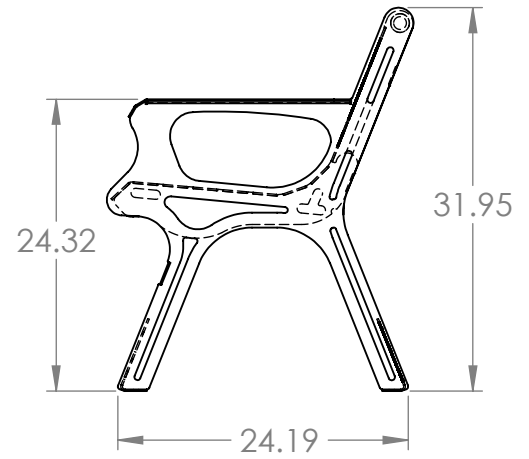

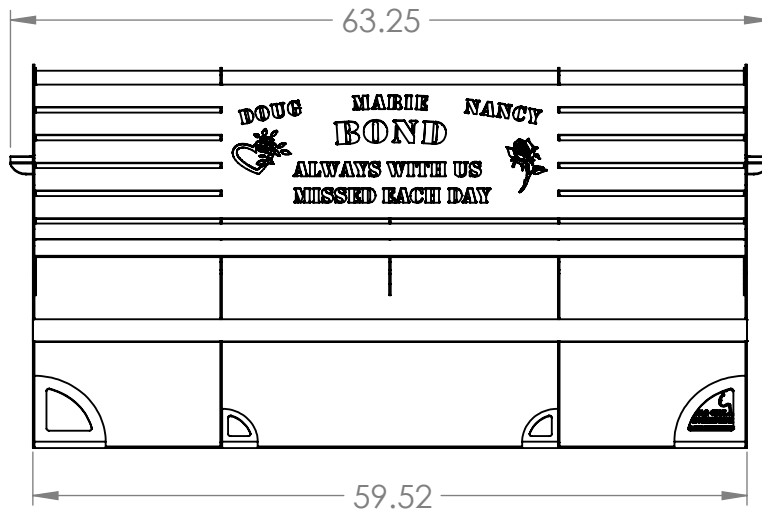


2

1



NOTES:

THIS DRAWING AND DIMENSIONS ARE PROVIDED FOR REFERENCE ONLY.

FINAL DIMENSIONS WILL VARY SOME DUE TO ASSEMBLY TOLERANCES.

BACK SHOWN ON BENCH IS A REPRESENTATION AND MAY NOT REFLECT THE ACTUAL BACK YOU HAVE CHOSEN.

B

B

A

A

PROPRIETARY AND CONFIDENTIAL
 THE INFORMATION CONTAINED IN THIS DRAWING IS THE SOLE PROPERTY OF <INSERT COMPANY NAME HERE>. ANY REPRODUCTION IN PART OR AS A WHOLE WITHOUT THE WRITTEN PERMISSION OF <INSERT COMPANY NAME HERE> IS PROHIBITED.

		UNLESS OTHERWISE SPECIFIED:		NAME	DATE
		DIMENSIONS ARE IN INCHES	DRAWN	SCHRIER	
		TOLERANCES:	CHECKED		
		FRACTIONAL ±	ENG APPR.		
		ANGULAR: MACH ± BEND ±	MFG APPR.		
		TWO PLACE DECIMAL ±	Q.A.		
		THREE PLACE DECIMAL ±	COMMENTS:		
		INTERPRET GEOMETRIC TOLERANCING PER:			
		MATERIAL			
		FINISH			
NEXT ASSY	USED ON				
	APPLICATION	DO NOT SCALE DRAWING			

TITLE:		
BENCH ASSEMBLY		
SIZE	DWG. NO.	REV
A		
SCALE: 1:16	WEIGHT:	SHEET 1 OF 1

2

1